




MARKET OPTIONS

	ALCHEMY	Gladiator	Robigus
UK Animal Feed	Y	Y	Y
UK Starch/Distilling	Y	-	Y
 Export Soft	Y	-	Y

Y = Suited for that market

Alchemy's grain quality offers flexibility in marketing, being suitable for domestic animal feed and starch/distilling outlets as well as for export as a 'UKS' soft wheat.

SOWING DATE

Alchemy has the attributes required for early sowing: stiff straw, very good *Septoria* resistance, slow primordial development and a prostrate growth habit.

	ALCHEMY	Gladiator	Robigus
Speed of development to growth stage 31 (days ± average)			
Early September Sown	+5	-1	-1
Early October Sown	+4	-2	-1
Early November Sown	+3	-1	-1

The optimum sowing window for Alchemy is from early September through to mid-October.
The latest safe sowing date for Alchemy is mid-February.

HUSBANDRY GUIDELINES

A comprehensive grower's husbandry guide is available for Alchemy. Copies may be downloaded via the internet (www.nickersonseeds.co.uk/alchemy) or by post (free) from the Nickerson Arable Marketing Department at the address below.

Data from the HGCA Recommended Lists database, full data at www.hgca.com. On the 1-9 scales, high figures indicate that a variety shows the character to a high degree.



Rothwell, Market Rasen,
Lincolnshire, LN7 6DT. England.

Tel: 01472 371471 Fax: 01472 371386

Email: enquiries@nickerson.co.uk

Website: www.nickersonseeds.co.uk/alchemy



TECHNICAL AND MARKETING GUIDE

- Very high yielding, soft endosperm feed wheat
- Excellent all-round disease resistance
- Stiff straw
- Suitable for animal feed, distilling and export markets
- Consistent performer across a range of cropping situations
- Good specific weight



SUMMARY

Alchemy has a very high yield potential both with and without fungicide treatment combined with stiff straw and excellent all-round disease resistance. It offers good flexibility in marketing being suitable for domestic use (animal feed and distilling) and for export.

BREEDER AND AGENT

Nickerson

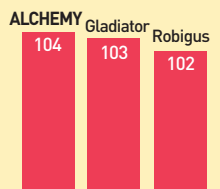
PEDIGREE

Claire x (Consort x Woodstock)

VERY HIGH YIELDING


TREATED YIELD

Yield (% mean of treated controls)



UNTREATED YIELD

Yield (% mean of treated controls)



Alchemy has a very high treated yield potential and one of the highest untreated yields on the HGCA Recommended List.

REGION, ROTATION AND SOIL TYPE

	ALCHEMY	Gladiator	Robigus
	Yield (% treated controls)		
HGCA REGION			
North	104	104	102
Dry (East)	103	102	102
Wet (West)	104	102	102
ROTATIONAL POSITION			
First Cereal	104	102	103
Second or more Cereal	104	105	99
SOIL TYPE			
Light Soils	103	103	102
Heavy Soils	104	103	102

Alchemy has yielded well in all areas of the UK, performing consistently in a range of rotational positions and soil types.

VERY STIFF STRAW

	ALCHEMY	Gladiator	Robigus
Straw Height (cm) Untreated	92	85	90
Resistance to Lodging (no PGR)	7	6	7
Resistance to Lodging (with PGR)	8	8	8
Ripening (days +/- Claire, + = late)	+2	0	+1

Alchemy has medium length straw (similar to Robigus) and is very stiff with good lodging resistance when PGR treated. It is later to ripen than Claire and Gladiator.

EXCELLENT SEPTORIA RESISTANCE

	ALCHEMY	Gladiator	Robigus
Mildew	7	6	6
Yellow Rust	9	8	3
Brown Rust	4	8	6
<i>Septoria nodorum</i>	9	6	7
<i>Septoria tritici</i>	6	5	7
Eyespot	6	5	5
<i>Fusarium</i> Ear Blight	(6)	5	5

() = Limited data.

Alchemy has good all-round resistance to the major foliar diseases, the only weakness being brown rust. Yellow rust resistance is excellent (9) and Alchemy's *Septoria tritici* resistance is above average.

GRAIN QUALITY

	ALCHEMY	Gladiator	Robigus
nabim Group	4	4	3
Endosperm Texture	Soft	Hard	Soft
Protein Content (%)	11.8	12.0	11.8
Hagberg Falling Number	247	263	206
Specific Weight (kg/hl)	77.3	77.1	76.5
1,000 Grain Weight (gm)	(49.1)	46.8	45.5
Zeleny Volume	(12.2)	-	24.7
Chopin Alveograph W	55	95	101
Chopin Alveograph P/L	0.5	0.7	0.3

() = Limited data.

Alchemy is a nabim Group 4 variety with a soft endosperm. It has a high specific weight and Hagberg Falling Number for its sector.

